

# KIMBERLEY CALLING

TEACHING IN CATHOLIC SCHOOLS IN  
THE KIMBERLEY REGION OF WESTERN AUSTRALIA



CATHOLIC EDUCATION  
WESTERN AUSTRALIA



## LIVING THE VISION

*and so Our Journey continues ...*

We in Catholic Education seek to create environments that enhance learning, nurture young people and empower them to live the Catholic faith in the spirit of Jesus Christ by:

- Building communities centred on prayer, stillness and reflection
- Developing a hunger for the learning adventure
- Challenging each other to seek truth and justice for all, especially the most vulnerable
- Capturing the joy in the mystery of the created Universe
- Embracing the diversity of the Earth and all its people
- Walking together in the spirit of reconciliation and forgiveness.



## CATHOLIC EDUCATION IN THE KIMBERLEY

Over 1600 students are enrolled in the 13 Catholic schools in the Kimberley.

Eight of the schools are located in Aboriginal communities; six provide for K–10 students and two provide for K–6 students.

St Mary's College, Broome caters for K–12 students.

The remaining schools offer Kindergarten/Pre-Primary – Year 6 programs.

Parish schools operate in most towns with both Aboriginal and non-Aboriginal student enrolments.

Courses for adults and secondary students operate at the Kutjungka Centre for Trade Training, Balgo. The courses are open to the Billiluna and Lake Gregory (Mulan) schools and communities.

Kimberley Catholic schools strive to:

- provide a Catholic and culturally appropriate education
- involve local people in educational decision making
- promote respect for Aboriginal people, their histories and their cultures.





## IS THERE A PLACE .....

*... that offers teachers the opportunity to develop their teaching skills or put into practice their ESL and cross-cultural training in a supportive environment?*

*... that offers the experienced teacher the freedom to explore new challenges in cross-cultural education?*

*... which recognises and values both the skills of the experienced teacher and the raw enthusiasm of the new graduate?*



## THERE IS A PLACE

*... in Western Australia's far north, a place of great beauty and diversity, where life experiences are unique and everyday living is challenging, demanding and very rewarding.*

*... where education continually endeavours to meet the changing needs of its students – where educational programs support the language and culture that each student brings to the classroom.*



## THIS PLACE IS THE KIMBERLEY

You can be part of the beauty, diversity, challenge and unique experience that is **THE KIMBERLEY**.

We invite you to come into our schools ...

**EXPERIENCE THE DIFFERENCE ... and ...  
MAKE A DIFFERENCE.**



## THE SCHOOL YEAR

The Western Australian school year totals 40 weeks. It is divided into two semesters that are each subdivided into two terms.

Terms are usually of ten weeks duration, although this may vary, depending on the calendar year.

A two-week holiday period separates each of the terms throughout the year, whilst the Christmas-New Year holiday is of approximately six weeks duration.

## THE SCHOOL STRUCTURE

### EARLY CHILDHOOD/PRIMARY

All Kimberley Catholic schools provide primary classes from Kindergarten to Year 6. Children must turn four years of age before June 30 to begin Kindergarten, which is held for the equivalent of two days per week. The year following Kindergarten is called Pre-primary and children attend full-time for this and the remaining primary years.

### SECONDARY

Secondary schooling comprises Years 7–12 in Catholic schools in Western Australia. Students are required by law to attend secondary school until the end of the year in which they turn 17 unless they enter into training or employment.

Students who successfully complete the senior Years 11 and 12 graduate with a Western Australian Certificate of Education (WACE). St Mary's College, Broome is the only Catholic school in the Kimberley which offers education for Year 11 and 12 students.





## THE EDUCATIONAL APPROACH IN KIMBERLEY CATHOLIC SCHOOLS

Catholic schools in the Kimberley, particularly those in the isolated and remote regions, have enrolments of predominantly Aboriginal students. Each of the Kimberley schools base their operation on the philosophy of Two Way Learning. This promotes the importance of students gaining a knowledge and understanding of their

traditional culture as well as receiving educational opportunities offered to other Australian students.

Two Way Learning is enhanced by the employment of Aboriginal Teaching Assistants (ATAs) in each Catholic school in the region. Each classroom teacher is supported by an ATA whose role is to assist in establishing and maintaining strong links between Aboriginal families, Aboriginal students and school staff. Teachers and ATAs share the common task of providing quality and culturally appropriate educational programs for all students.



## LOCAL SUPPORT FOR TEACHERS

The regional Catholic Education Office, which is situated in Broome, provides a high degree of support for the 13 schools in the Kimberley region. A team of specialist staff travel to schools regularly to provide curriculum and administrative support.

Teachers also have access to the expertise of staff at the Catholic Education Office in Perth. In the week prior to the commencement of Term 1, all teachers new to the Kimberley have a week-long orientation in Broome. This provides a wonderful opportunity to learn about the programs offered in the schools and to network with other teachers, share experiences and meet the consultants to talk about teaching in the Kimberley.

## CURRICULUM

Kimberley Catholic schools use the mandated WA Curriculum Framework in conjunction with the Australian Curriculum to develop school-based teaching and learning programs. Several documents and resource materials have been developed by the Catholic Education Office, in conjunction with schools, to support the culturally and linguistically diverse situations in Kimberley schools. There is also a range of specialised programs and projects that have been implemented to respond to the needs of students in Kimberley schools.

## HOUSING

Partly furnished subsidised housing is available for teachers who move to a town to take up a teaching position. Housing in isolated and remote zones is free and fully furnished.

## INCENTIVES

Salaries for teachers in Catholic schools throughout Western Australia are comparable to those in other States. As an incentive for the recruitment of teachers, the Kimberley Region Remote Area Package includes:

- airconditioning subsidy
- electricity reimbursement (where costs are above the normal rate)
- location allowance
- transportation of personal goods and effects
- transportation of a motor vehicle
- financial incentives.




## WELCOME TO THE KIMBERLEY

The Kimberley region of Western Australia is one of the world's last great wilderness areas, covering an expanse of nearly 423,000 square kilometres. With an estimated resident population of approximately 35,000 it has one of the fastest population growth rates in Australia, yet has fewer people per square kilometre than almost any other region on earth.

Situated in the far north-west of Western Australia, the Kimberley is an ancient landform of rugged ranges with deep, spectacular gorges and pristine sandy beaches. Mighty river systems produce thundering waterfalls during the wet season and pockets of lush rainforest can be found throughout the region. There are arid desert areas and vast open plains, complex cave systems and ancient Boab trees.

A large variety of wildlife and birdlife are found in the Kimberley and the area also supports a diverse range of more than 2,000 plant species.



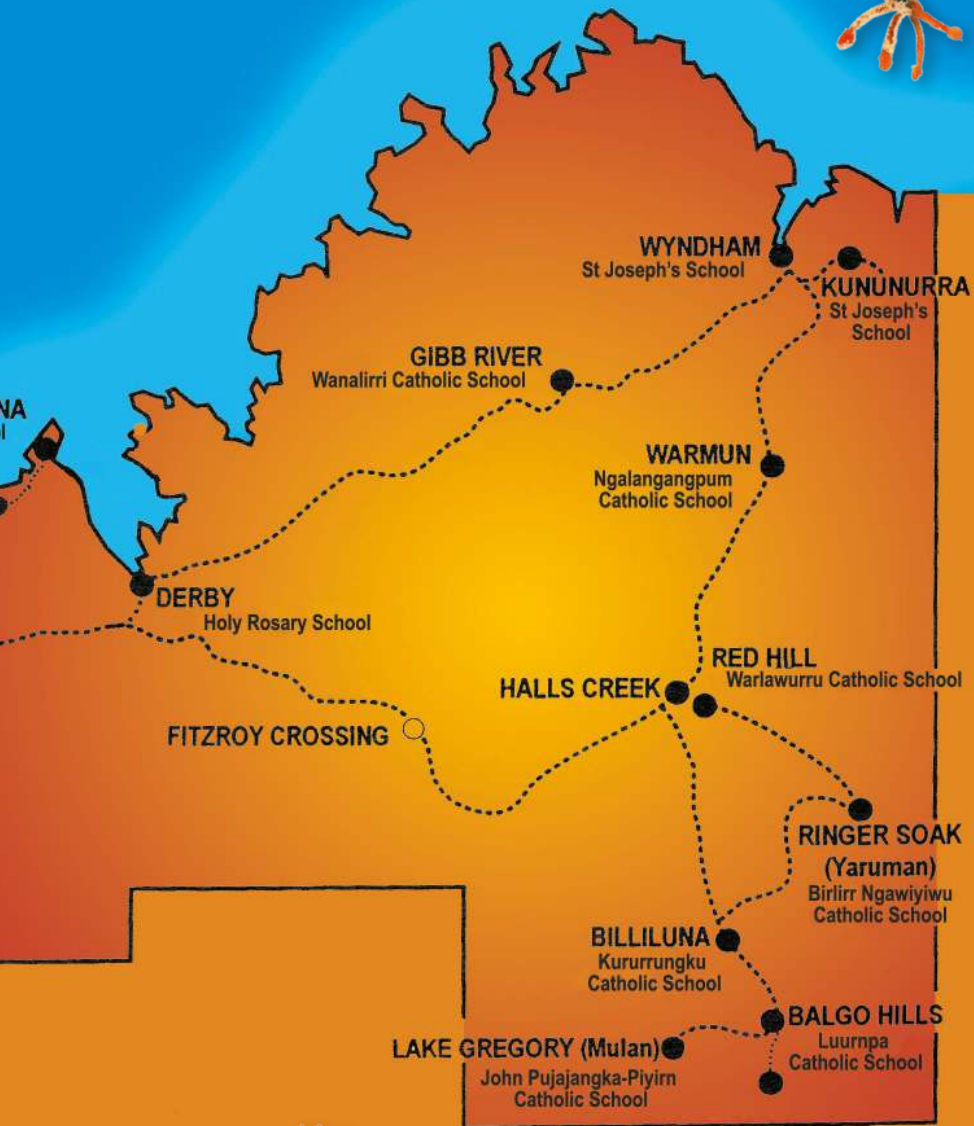
LOMBADINI  
Christ The King Catholic School

BEAGLE BAY  
Sacred Heart School

BROOME  
St Mary's College







## SCHOOLS

### **BALGO HILLS (WIRRUMANU)**

#### **LUURNPA CATHOLIC SCHOOL (K-10)**

Zone: Remote

Website: [www.luurnpa.wa.edu.au](http://www.luurnpa.wa.edu.au)

Luurnpa Catholic School has approximately 155 students from Kindergarten to Year 10. The school is located in the Wirrumanu Aboriginal Community and is 260 kilometres from the nearest town, Halls Creek. Access is by 4WD from Halls Creek.

### **BEAGLE BAY**

#### **SACRED HEART SCHOOL (K-10)**

Zone: Isolated

Website: [www.shsbeaglebay.wa.edu.au](http://www.shsbeaglebay.wa.edu.au)

Sacred Heart School has approximately 115 students from Kindergarten to Year 10. The school is located in an Aboriginal Community, 128 kilometres north of Broome (on the Dampier Peninsula). Access is by 4WD from Broome.


### **BILLILUNA**

#### **KURURRUNGKU CATHOLIC EDUCATION CENTRE (K-10)**

Zone: Remote

Website: [www.kururrungku.wa.edu.au](http://www.kururrungku.wa.edu.au)

Kururrungku Catholic Education Centre has approximately 70 students from Kindergarten to Year 10. The school is located in an Aboriginal Community, 180 kilometres from the closest town, Halls Creek. Access is by 4WD from Halls Creek.





## **BROOME**

### **ST MARY'S COLLEGE (K-12)**

Zone: Town

Website: [www.stmarysbroome.wa.edu.au](http://www.stmarysbroome.wa.edu.au)

St Mary's College is the only Catholic school in the Kimberley region that offers education for Year 11 and 12 students. The College has approximately 690 students from Kindergarten to Year 12. Broome has a population of 13,000 and is 2.5 hours from Perth by air. Boarding facilities are also available for students.

## **DERBY**

### **HOLY ROSARY SCHOOL (K-6)**

Zone: Town

Website: [www.hrsderby.wa.edu.au](http://www.hrsderby.wa.edu.au)

Holy Rosary School has approximately 140 students from Kindergarten to Year 6. The school is located in the town of Derby, 220 kilometres north-east of Broome. The town has a population of 8,000 and can be accessed by bitumen road from Broome.

## **DJARINDJIN LOMBADINA**

### **CHRIST THE KING CATHOLIC SCHOOL (K-10)**

Zone: Isolated

Website: [www.djarlom.wa.edu.au](http://www.djarlom.wa.edu.au)

Christ The King Catholic School has approximately 70 students from Kindergarten to Year 10. The school provides education for two remote coastal Aboriginal communities (Djarindjin and Lombadina) and is 200 kilometres north of Broome on the Dampier Peninsula. Access is by 4WD from Broome.



## **GIBB RIVER STATION**

### **WANALIRRI CATHOLIC SCHOOL (K-6)**

Zone: Isolated

Website: [www.wanalirri.wa.edu.au](http://www.wanalirri.wa.edu.au)

Wanalirri Catholic School is a two-teacher primary school with approximately 15 students from Kindergarten to Year 6. The school is located in an Aboriginal Community, on the Derby to Wyndham Gibb River Road, 370 kilometres from Derby. Access is by 4WD from Derby.

## **KUNUNURRA**

### **ST JOSEPH'S SCHOOL (K-6)**

Zone: Town

Website: [www.stjoknx.wa.edu.au](http://www.stjoknx.wa.edu.au)

St Joseph's School has approximately 170 students from Kindergarten to Year 6. The school is located in the popular town of Kununurra, which has a population of approximately 6,000. Access is by air or by bitumen road from Broome or Darwin.

## **LAKE GREGORY (MULAN)**

### **JOHN PUJAJANGKA-PIYIRN SCHOOL (K-10)**

Zone: Remote

Website: [www.jpjpmulan.wa.edu.au](http://www.jpjpmulan.wa.edu.au)

John Pujajangka-Piyirn School has approximately 30 students from Kindergarten to Year 10. The school is located in the Aboriginal Community of Mulan, 321 kilometres from the closest town, Halls Creek. Access is by 4WD from Halls Creek.

## **RED HILL**

### **WARLAWURRU CATHOLIC SCHOOL (K-6)**

Zone: Town

Website: [www.warlawurru.wa.edu.au](http://www.warlawurru.wa.edu.au)

Warlawurru Catholic School is a primary school with approximately 80 students from Kindergarten to Year 6. The school is located in the Red Hill Community just 3 kilometres from Halls Creek, a town with a population of 1,000.





## **RINGER SOAK / YARUMAN**

### **BIRLIRR NGAWIYIWU CATHOLIC SCHOOL (K-6)**

Zone: Remote

Website: [www.yaruman.wa.edu.au](http://www.yaruman.wa.edu.au)

Birlirr Ngawiyiwu Catholic School is a primary school with approximately 45 students from Kindergarten to Year 6. The school is located in the Aboriginal Community of Yaruman, 168 kilometres from Halls Creek. Access is by 4WD from Halls Creek.

## **WARMUN**

### **NGALANGANGPUM SCHOOL (K-10)**

Zone: Isolated

Website: [www.ngalawarmun.wa.edu.au](http://www.ngalawarmun.wa.edu.au)

Ngalangangpum School has approximately 120 students from Kindergarten to Year 10. The school is located in the Warmun Aboriginal Community, approximately a two hour drive by bitumen road south of Kununurra.

## **WYNDHAM**

### **ST JOSEPH'S SCHOOL (K-6)**

Zone: Town

Website: [www.sjwyndham.wa.edu.au](http://www.sjwyndham.wa.edu.au)

St Joseph's School has approximately 55 students from Kindergarten to Year 6. The school is located in the town of Wyndham, 105 kilometres north-west of Kununurra. The town has a population of 2,500 and can be accessed by bitumen road from Kununurra.





## THE KIMBERLEY AT A GLANCE .....

### THE PEARL COAST – BROOME

Situated alongside the Indian Ocean and the shores of Roebuck Bay, Broome is the southern gateway to the magnificent wilderness region of the Kimberley.

The town's multicultural heritage and subsequent cultural fusion has seen an unusual style of Colonial/Asian architecture develop, and this is evident throughout Broome's bustling Chinatown and in many of the residential homes throughout the township. The multicultural society also ensures a wonderful range of gourmet cuisine, colourful characters and distinct cultural influences.

Pristine beaches and bays fringed with glistening white sands, craggy red cliffs and the azure waters of the Indian Ocean are just some of the wonders of this coastal town. Cable Beach is renowned as one of the most stunning beaches in the world, with 22 kilometres of pristine white sands fringing the turquoise waters of the Indian Ocean.





## DAMPIER PENINSULA

Dampier Peninsula offers many treats for the adventurous traveller, with spectacular unspoiled coastline, tranquil community settings and sleepy holiday retreats. You can swim in the sparkling waters, go snorkelling, fishing, or simply relax and enjoy the wide open stretches of white sandy beaches.

## GATEWAY TO THE GORGES

Situated on the edge of King Sound and only a short cruise from the islands of the Buccaneer Archipelago, Derby is ideally located for exploration of the West Kimberley and the Gibb River Road and is very close to some of the region's most interesting natural attractions.

The township of Derby and surrounds offer many interesting attractions and points of historical significance. Over the years, Derby has become the centre for the pastoral and mining industries and a regional centre for Kimberley medical services.



## GIBB RIVER ROAD

The Gibb River Road spans a length of some 660 kilometres between Derby and the junction of the Great Northern Highway between Kununurra and Wyndham. The road provides a true outback experience for the traveller and camping in designated areas is possible for the more adventurous.


The 'Gibb' offers spectacular scenery with many gorges, waterfalls and rivers along its length, and takes the traveller through the heart of the Kimberley and to some of the most remote areas of the world.

## KALUMBURU ROAD AND THE MITCHELL PLATEAU

The Kalumburu Road links the Kalumburu Mission and community to the outside world. It spans some 267 kilometres of rough road north from the Gibb River Road, past Mitchell Plateau, to the northern coast of the Kimberley region at Kalumburu. This remote and rugged 115,000 hectare wilderness area boasts the spectacular Mitchell Plateau, Mitchell Falls and Merton Falls and is a significant Aboriginal heritage site.

## THE HEART OF THE KIMBERLEY

Fitzroy Crossing is not a big town, but it has a big past and is the stopping off point for visitors on their way to many of the biggest attractions of the Kimberley. It is also surrounded by some of Australia's biggest and best pastoral properties. When in flood the Fitzroy River is an awesome sight and one of the largest rivers in the world. The current townsite of Fitzroy Crossing is one of the fastest growing in the Kimberley, due to Aboriginal resettlement, mining and tourism.







## TALES OF GOLD AND METEORS


Halls Creek sits on the northern edge of the Great Sandy Desert. The town is a vibrant and busy service centre for pastoralists, mineral exploration, Aboriginal communities and the growing tourist industry surrounding Purnululu (Bungle Bungle) and Wolfe Creek Crater National Parks.

## THE EASTERN GATEWAY TO THE KIMBERLEY

Kununurra is the gateway to the Kimberley from the east, and is the home of outback adventure. The town offers access to an enormous variety of unique and colourful adventures and is now the hub of local industry for agriculture, tourism and mining in the East Kimberley.

With a population of 5,000, Kununurra is one of the youngest towns in Western Australia and has a well-developed infrastructure, including a modern hospital, leisure and aquatic centre, shopping centre and specialty shops.





## WHERE FIVE RIVERS MEET

Wyndham is a small and relatively undiscovered town and typifies the character and spirit of the Kimberley. It is situated on the Cambridge Gulf where the King, Pentecost, Durack, Forrest and Ord Rivers meet.

Wyndham today services a huge live cattle export industry, along with supporting the requirements of the mining industry and the Ord River Project. The town offers a host of adventure opportunities and is surrounded by some of the most spectacular landforms, rivers and wetlands in the Kimberley.

## SEASONS OF THE KIMBERLEY

The areas on or relatively close to the coastline experience two distinct seasons, 'the dry' and 'the wet'. The wet season extends from December through to April with hot, sultry days and nights and irregular but heavy rainfall throughout. In contrast, there is little or no rainfall in the dry season months May to September. Average maximum daytime temperatures in the tropical areas usually range from 28 degrees in the dry season to 34 degrees during the wet season.





## TRAVELLING IN THE KIMBERLEY

Vast distances separate the attractions of the Kimberley. With a land mass three times the size of England, the region's isolation and ruggedness is a major drawback.

The Kimberley can generally be traversed right through the year on the sealed roads, however seasonal rains during the summer months can lead to local flooding and quickly close these roads.





## FURTHER INFORMATION

Please contact the following for further information:

### **CATHOLIC EDUCATION WESTERN AUSTRALIA**

PO Box 198, Leederville WA 6903

Email: [kimberley.calling@ceo.wa.edu.au](mailto:kimberley.calling@ceo.wa.edu.au)

Website: [www.ceo.wa.edu.au](http://www.ceo.wa.edu.au)

### **BROOME REGIONAL OFFICE**

PO Box 1451, Broome WA 6725

Email: [ceo.broome@ceo.wa.edu.au](mailto:ceo.broome@ceo.wa.edu.au)

